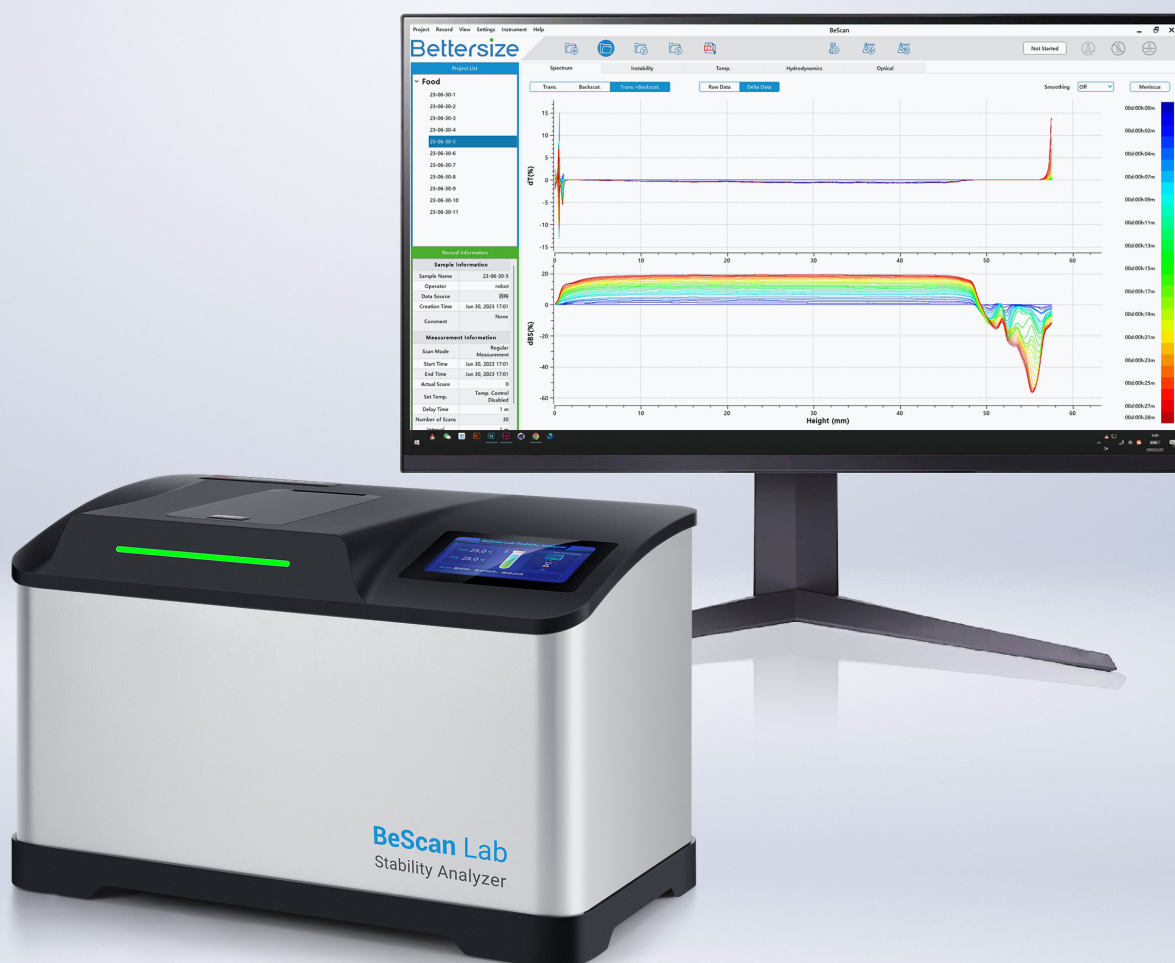


INSTABILITY INDEX

DESTABILIZATION DETECTION

PHASE SEPARATION DYNAMICS

MEAN PARTICLE SIZE VARIATION



# BeScan Lab

## Stability Excellence Within Reach

- Non-destructive stability analysis for various dispersions
- Fast and direct stability measurement
- Qualitative and quantitative stability results

# INTRODUCTION

BeScan Lab, the versatile, sensitive, and reliable stability analyzer based on Static Multiple Light Scattering (SMLS) technology, is widely used in the formulation development and product quality control. It accommodates a wide range of sample concentrations up to 95% v/v and types such as emulsions, suspensions, and foams, with temperature scanning capabilities reaching up to 80 °C. BeScan Lab provides both qualitative analysis and quantification of destabilization, helping you monitor long-term product stability and achieve optimal shelf life.



# FEATURES & BENEFITS

## Non-destructive stability analysis for various dispersions

- Non-contact, non-dilution, non-shearing
- Sample volume fraction up to **95%**
- Particle size measurement range from **0.01** to **1,000** μm

## Fast and direct stability measurement

- The high-performance LED and ultra-sensitive detectors, with **20-micron** scan step, allow real-time monitoring and capture of subtle variations **200 times** faster than the naked eye
- Temperature control up to **80 °C** to accelerate destabilization

## Qualitative and quantitative stability results

- Identification of various unstable phenomena, such as creaming, sedimentation, flocculation, coalescence, and phase separation
- Quantification of destabilizations and study of kinetics

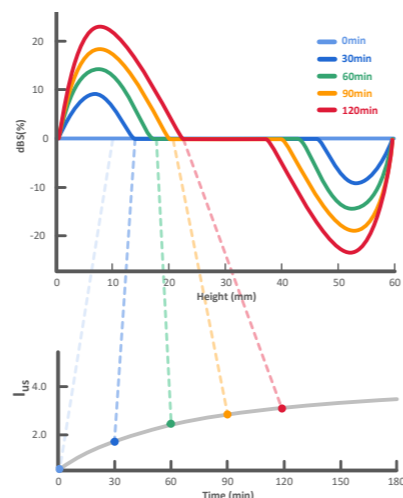
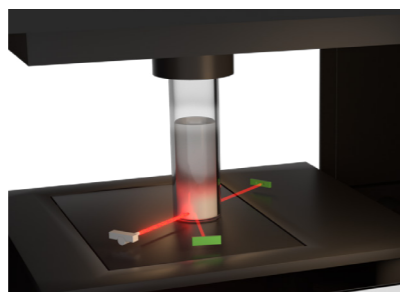
# MEASUREMENT PRINCIPLE

SMLS is employed to characterize the stability of dispersions. Within BeScan Lab, a setup comprising two detectors and an LED light source ascends along the sample cell to conduct sample scanning. In the case of opaque samples, the backward detector is employed to detect backscattered signals, while for transparent samples, the forward detector is utilized to detect transmitted signals.

The sample will undergo scanning every 20 μm vertically to capture changes in transmitted and backscattered signals, indicating destabilization. Following each scan, an instability index ( $I_{US}$ ) can be computed. Short-term or Long-term stability can then be assessed based on the trend of  $I_{US}$ .

$$I_{US} = \frac{\sum_n |I_n(h) - I_{n-1}(h)|}{H}$$

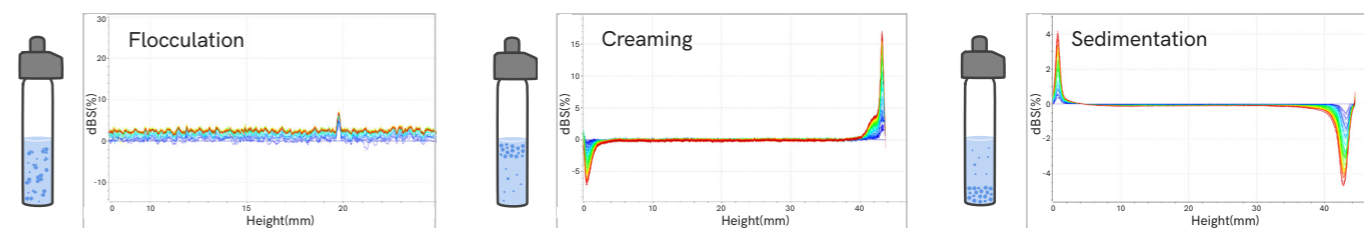
Mean particle size measurement can be implemented by analyzing transmission, backscattering, or particle migration rate. Investigation of particle size facilitates the research on unstable phenomena.



# SIMPLE AND INTUITIVE SOFTWARE

With our powerful software, the BeScan Lab Stability Analyzer enables rapid and highly sensitive testing, facilitating the characterization of unstable phenomena.

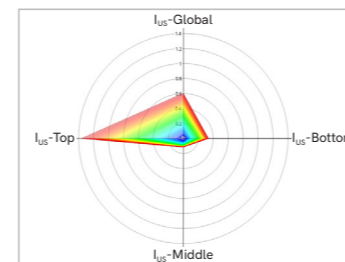
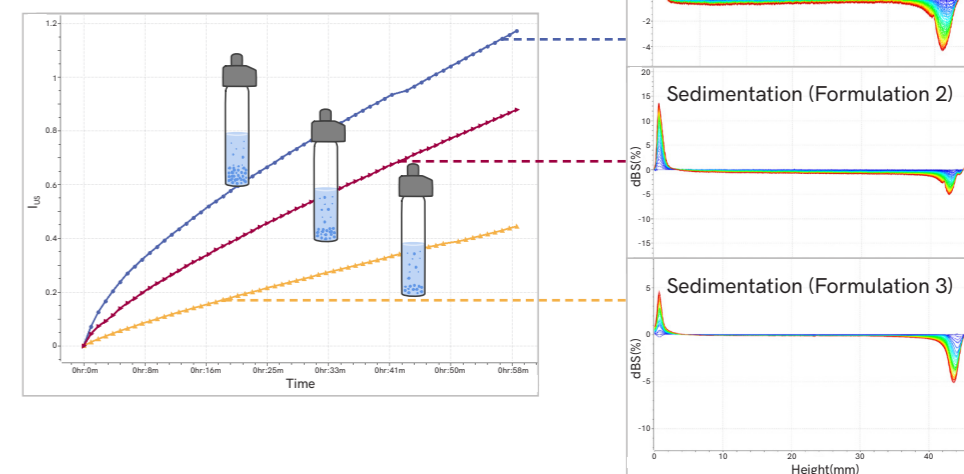
## Qualitative analysis:



## Quantitative analysis:

### Instability index ( $I_{US}$ )

The stability can be quantitatively analyzed using  $I_{US}$ , which is determined by integrating the variations in the sample.

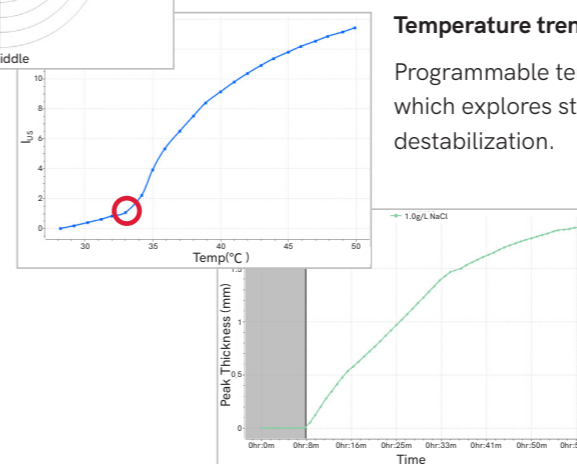


### Radar chart

Global and regional instability indices for each scanning are illustrated in form of a radar chart, intuitively providing a way to investigate regional stability (top, middle, and bottom).

### Temperature trend measurement

Programmable temperature trend measurement up to 80°C, which explores stability under extreme conditions and accelerates destabilization.



### Phase separation dynamics and mean particle size

Hydrodynamic analysis reveals layer thickness and particle migration rate over time, thereby determining the hydrodynamic mean diameter.

# APPLICATIONS



Specifications	
Measurement principle	SMLS (Static Multiple Light Scattering)
Detection angle	0° transmission and 135° backscattering
Light source	850 nm LED
Scan step	20 µm
Scan height	0 - 60 mm
Number of samples	1
Maximum volume fraction*	95%
Measurement range of particle size	0.01 - 1,000 µm
Temperature control	RT - 80 °C (± 0.5 °C )
Sample volume	4 - 25 mL
Measurement mode	Regular / Fixed point / Temp. trend
Dimension	460 (L) x 260 (W) x 280 (H) mm
Weight	13.5 kg
Power supply	AC100 - 240 V, 50 - 60 Hz, 3.8 A
ISO compliance	ISO / TR 18811:2018, ISO / TR 13097:2013 ISO / TR 21357:2022, ISO / TS 22107:2021

\* Sample and sample preparation dependent

# Bettersize

BETTER PARTICLE SIZE SOLUTIONS

[www.bettersizeinstruments.com](http://www.bettersizeinstruments.com)  
[info@bettersize.com](mailto:info@bettersize.com)

## Bettersize Instruments Ltd.

**Address:** No. 9, Ganquan Road, Jinquan Industrial Park,  
Dandong, Liaoning, China  
**Postcode:** 118009  
**Tel:** +86-755-26926582  
**Fax:** +86-415-6170645

## Bettersize Inc.

**Address:** Suite K-2, 3188 Airway Ave, Costa Mesa, CA 92626,  
United States  
**Tel:** 833-699-7493(SIZE)

Visit Our BeScan Lab Site:



Visit Our Official YouTube Channel:



**Disclaimer:** By using or accessing any materials provided by Bettersize Instruments Ltd. in electronic format, you agree to the Disclaimer without any qualification or limitation. While diligent care has been taken to ensure the accuracy of the information contained herein, Bettersize Instruments Ltd. shall not be liable for any errors or damages in connection with the use of these materials. The information is provided as general information, and no representation or warranty, whether express or implied, is made as to its accuracy, completeness, or correctness. It does not constitute part of a legal offer or contract. Bettersize Instruments Ltd. reserves the right to modify, alter, add, and delete the content outlined in these materials without prior notice and without any subsequent liability to the company.